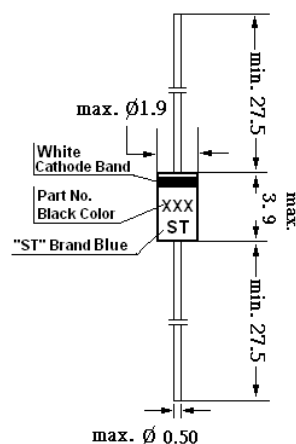


BZX55...

SILICON PLANAR ZENER DIODES

The Zener voltages are graded according to the international E 24 standard. Other tolerances and higher Zener voltages are upon request.



Glass case JEDEC DO-35
Dimensions in mm

Absolute Maximum Ratings ($T_a = 25^\circ\text{C}$)

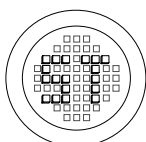
	Symbol	Value	Unit
Zener Current see Table "Characteristics"			
Power Dissipation	P_{tot}	500 ¹⁾	mW
Junction Temperature	T_j	175	$^\circ\text{C}$
Storage Temperature Range	T_s	-55 to +175	$^\circ\text{C}$

¹⁾ Valid provided that leads are kept at ambient temperature at a distance of 8 mm from case

Characteristics at $T_{\text{amb}} = 25^\circ\text{C}$

	Symbol	Min.	Typ.	Max.	Unit
Thermal Resistance Junction to Ambient Air	R_{thA}	-	-	0.3 ¹⁾	K/mW
Forward Voltage at $I_F = 100\text{mA}$	V_F	-	-	1	V

¹⁾ Valid provided that leads are kept at ambient temperature at a distance of 8 mm from case



®

РАДИОТЕХ-ТРЕЙД

Тел.: (495) 795-0805
Факс: (495) 234-1603
Эл. почта: info@rct.ru
Веб: www.rct.ru

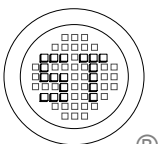
BZX55...

Type	Zener Voltage Range ¹⁾			Dynamic Resistance			Reverse Leakage Current			Temp. coefficient of Zener Voltage
	V _{znom} V	I _{ZT} mA	for V _{ZT} ²⁾ V	r _{ZJT} Ω	r _{ZJK} Ω	at I _{ZK} mA	Ta = 25°C μA	Ta = 125°C μA	I _R at V _R V	
BZX 55/C 0V8 ³⁾	0.8	5	0.73...0.83	<8	<50	1	--	--	--	-0.26...-0.23
BZX 55/C 2V0	2.0	5	1.80...2.15	<85	<600	1	<100	<200	1	-0.09...-0.06
BZX 55/C 2V2	2.2	5	2.08...2.33	<85	<600	1	<75	<160	1	-0.09...-0.06
BZX 55/C 2V4	2.4	5	2.28...2.56	<85	<600	1	<50	<100	1	-0.09...-0.06
BZX 55/C 2V7	2.7	5	2.5...2.9	<85	<600	1	<10	<50	1	-0.09...-0.06
BZX 55/C 3V0	3.0	5	2.8...3.2	<85	<600	1	<4	<40	1	-0.08...-0.05
BZX 55/C 3V3	3.3	5	3.1...3.5	<85	<600	1	<2	<40	1	-0.08...-0.05
BZX 55/C 3V6	3.6	5	3.4...3.8	<85	<600	1	<2	<40	1	-0.08...-0.05
BZX 55/C 3V9	3.9	5	3.7...4.1	<85	<600	1	<2	<40	1	-0.08...-0.05
BZX 55/C 4V3	4.3	5	4.0...4.6	<75	<600	1	<1	<20	1	-0.06...-0.03
BZX 55/C 4V7	4.7	5	4.4...5.0	<60	<600	1	<0.5	<10	1	-0.05...+0.02
BZX 55/C 5V1	5.1	5	4.8...5.4	<35	<550	1	<0.1	<2	1	-0.02...+0.02
BZX 55/C 5V6	5.6	5	5.2...6.0	<25	<450	1	<0.1	<2	1	-0.05...+0.05
BZX 55/C 6V2	6.2	5	5.8...6.6	<10	<200	1	<0.1	<2	2	0.03...0.06
BZX 55/C 6V8	6.8	5	6.4...7.2	<8	<150	1	<0.1	<2	3	0.03...0.07
BZX 55/C 7V5	7.5	5	7.0...7.9	<7	<50	1	<0.1	<2	5	0.03...0.07
BZX 55/C 8V2	8.2	5	7.7...8.7	<7	<50	1	<0.1	<2	6.2	0.03...0.08
BZX 55/C 9V1	9.1	5	8.5...9.6	<10	<50	1	<0.1	<2	6.8	0.03...0.09
BZX 55/C 10	10	5	9.4...10.6	<15	<70	1	<0.1	<2	7.5	0.03...0.1
BZX 55/C 11	11	5	10.4...11.6	<20	<70	1	<0.1	<2	8.2	0.03...0.11
BZX 55/C 12	12	5	11.4...12.7	<20	<90	1	<0.1	<2	9.1	0.03...0.11
BZX 55/C 13	13	5	12.4...14.1	<26	<110	1	<0.1	<2	10	0.03...0.11
BZX 55/C 15	15	5	13.8...15.6	<30	<110	1	<0.1	<2	11	0.03...0.11
BZX 55/C 16	16	5	15.3...17.1	<40	<170	1	<0.1	<2	12	0.03...0.11
BZX 55/C 18	18	5	16.8...19.1	<50	<170	1	<0.1	<2	13	0.03...0.11
BZX 55/C 20	20	5	18.8...21.2	<55	<220	1	<0.1	<2	15	0.03...0.11
BZX 55/C 22	22	5	20.8...23.3	<55	<220	1	<0.1	<2	16	0.04...0.12
BZX 55/C 24	24	5	22.8...25.6	<80	<220	1	<0.1	<2	18	0.04...0.12
BZX 55/C 27	27	5	25.1...28.9	<80	<220	1	<0.1	<2	20	0.04...0.12
BZX 55/C 30	30	5	28...32	<80	<220	1	<0.1	<2	22	0.04...0.12
BZX 55/C 33	33	5	31...35	<80	<220	1	<0.1	<2	24	0.04...0.12
BZX 55/C 36	36	5	34...38	<80	<220	1	<0.1	<2	27	0.04...0.12
BZX 55/C 39	39	2.5	37...41	<90	<500	0.5	<0.1	<5	30	0.04...0.12
BZX 55/C 43	43	2.5	40...46	<90	<500	0.5	<0.1	<5	33	0.04...0.12
BZX 55/C 47	47	2.5	44...50	<110	<600	0.5	<0.1	<5	36	0.04...0.12
BZX 55/C 51	51	2.5	48...54	<125	<700	0.5	<0.1	<10	39	0.04...0.12
BZX 55/C 56	56	2.5	52...60	<135	<700	0.5	<0.1	<10	43	0.04...0.12
BZX 55/C 62	62	2.5	58...66	<150	<1000	0.5	<0.1	<10	47	0.04...0.12
BZX 55/C 68	68	2.5	64...72	<200	<1000	0.5	<0.1	<10	51	0.04...0.12
BZX 55/C 75	75	2.5	70...79	<250	<1000	0.5	<0.1	<10	56	0.04...0.12
BZX 55/C 82	82	2.5	77...87	<300	<1500	0.25	<0.1	<10	62	0.05...0.12
BZX 55/C 91	91	1	85...96	<450	<2000	0.1	<0.1	<10	68	0.05...0.12
BZX 55/C 100	100	1	94...106	<450	<5000	0.1	<0.1	<10	75	0.05...0.12
BZX 55/C 110	110	1	104...116	<600	<5000	0.1	<0.1	<10	82	0.05...0.12
BZX 55/C 120	120	1	114...127	<800	<5500	0.1	<0.1	<10	91	0.05...0.12
BZX 55/C 130	130	1	124...141	<950	<6000	0.1	<0.1	<10	100	0.05...0.12
BZX 55/C 150	150	1	138...156	<1250	<6500	0.1	<0.1	<10	110	0.05...0.12
BZX 55/C 160	160	1	153...171	<1400	<7000	0.1	<0.1	<10	120	0.05...0.12
BZX 55/C 180	180	1	168...191	<1700	<8500	0.1	<0.1	<10	130	0.05...0.12
BZX 55/C 200	200	1	188...212	<2000	<10000	0.1	<0.1	<10	150	0.05...0.12

1) Tested with pulses t_p = 20 ms.


2) Valid provided that leads are kept at ambient temperature at a distance of 8 mm from case

3) The BZX55-C0V8 is a silicon diode with operation in forward direction. Hence, the index of all parameters should be "F" instead of "Z". Connect the cathode lead to the negative pole.



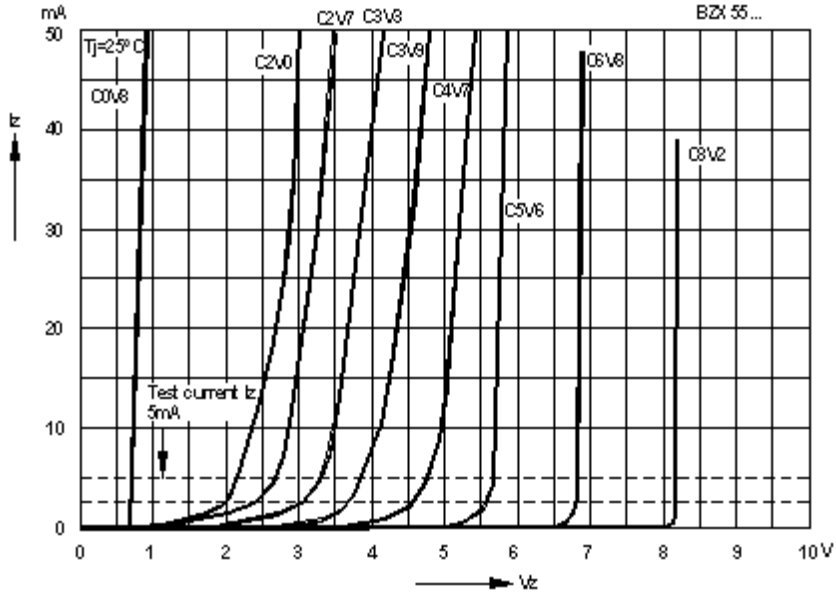
SEMTECH ELECTRONICS LTD.

(Subsidiary of Semtech International Holdings Limited, a company listed on the Hong Kong Stock Exchange, Stock Code: 724)

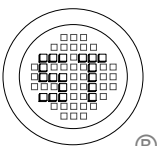
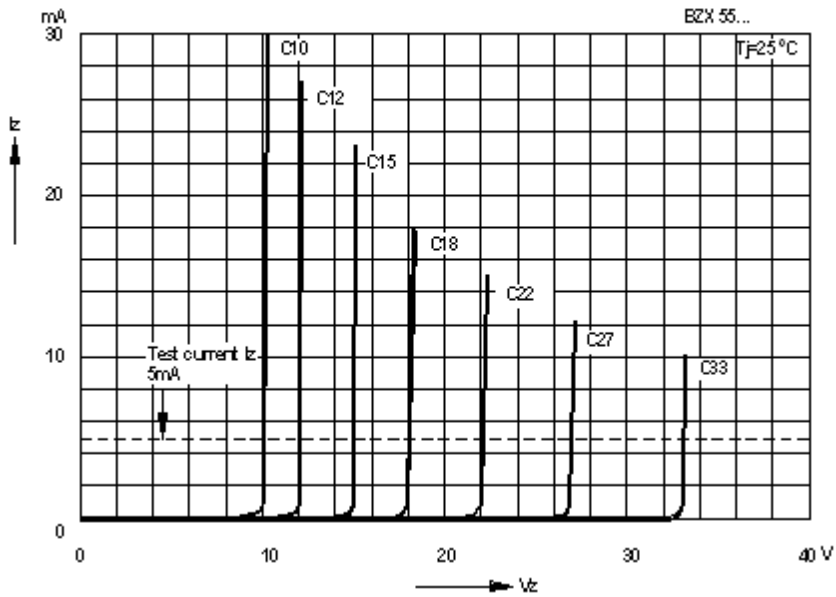


BZX55...

Breakdown characteristics
T_J = constant (pulsed)



Breakdown characteristics
T_J = constant (pulsed)



SEMTECH ELECTRONICS LTD.

(Subsidiary of Semtech International Holdings Limited, a company listed on the Hong Kong Stock Exchange, Stock Code: 724)



ISO/TS 16949 : 2002
Certificate No. 05103



ISO 14001
Certificate No. 7116



ISO 9001 : 2000
Certificate No. 555-196-AQ-902-04

Dated : 22/07/2005